



Available
with **FixedFlow** or
VariFlow end
nozzles

New Adaptors!
Now you can attach
Loc-Line* and Snap-Loc**
nozzles to **SwivelMax**
hose!

TM

RATED
TO
100 PSI
(6.7 BAR)

Each joint
swivels an incredible
72° either side of
centerline



MODULAR COOLANT NOZZLE SYSTEM FOR CNC AND MANUAL MACHINE TOOLS

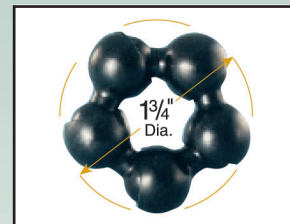
- Extremely versatile system with incredible range of motion in each joint
- Compact design is ideal for tight spaces
- Available with **FixedFlow** or **VariFlow** nozzles and interchangeable orifices
- Rated to 100 PSI* (6.7 bar) maximum
- Available with threaded or spherical bases
- Vibration resistant joints provide superior reliability in CNC lathe turrets where inertial forces are high
- New adaptors allow attachment to Loc-Line* and Snap-Loc** systems



SwivelMax system with **FixedFlow** end nozzles is ideal for CNC lathes due to its compactness and flexibility.



VariFlow end nozzles enable infinite flow control from full shutoff to full flow with fingertip control. They are ideal for manual and CNC mills.



SwivelMax links swivel
72° either side of centerline
enabling it to come full circle
within a 1 3/4" inscribed
circle.

ORDERING INFORMATION


SwivelMax components can be ordered in packages using the Part No.'s below (pliers SM02910 are required for assembly and disassembly). They can also be ordered pre-assembled in a wide variety of configurations. To order pre-assembled nozzles, specify the type of base, the number of intermediate links, end nozzle and orifice diameter as per examples below.



Pre-assembled Example 1


L - 3 - V 3

VariFlow Spray Tips (for Type V Nozzles only)

Type	Part No.	Orifice Dia. d	Color	Pkg. Qty.	Configuration
1	SM02820	.086"	Blue	5	<div><p>Material: Aluminum</p></div>
2	SM02830	.117"	Gold	5	
3	SM02840	.160"	Silver	5	
—	SM02850	Variety Pack contains one each of above			

Base				
Type	Size "E"	Part No.	Pkg. Qty.	Configuration
G	10mm BALL	SM02505	5	 Material: Brass
A	12mm BALL	SM02510	5	
B	14mm BALL	SM02515	5	
C	15mm BALL	SM02520	5	
D	22mm BALL	SM02525	5	
E	1/2" BALL	SM02530	5	
F	5/8" BALL	SM02535	5	 Material: Acetal
K	1/8 NPT/BSPT	SM02540	5	
L	1/4 NPT/BSPT	SM02545	5	
M	M10 x 1.25	SM02550	5	
N	M10 x 1.5	SM02555	5	
P	M12 x 1.25	SM02560	5	
Q	M12 x 1.75	SM02565	5	
R	M14 x 1.0	SM02570	5	
S	M14 x 2.0	SM02575	5	

Intermediate Links

Part No.	Pkg. Qty.	Configuration
SM02610	5	 Material: Acetal
For Pre-assembled nozzles Specify Quantity from 0-9		

Maximum Pressure: 100 PSI (6.7 bar) max.†
Maximum Temperature: 110°F (43°C)
Inside Diameter: .20 inches

VariFlow End Nozzle

Type	Part No.	Pkg. Qty.	Configuration
V	SM02810	5	 Material: Acetal

FixedFlow End Nozzle

Type	Part No.	Pkg. Qty.	Configuration
F	SM02710	5	 Material: Acetal

DIMENSIONS IN INCHES (except as noted)




Pre-assembled

Example 2

D - 2 - F 3

FixedFlow Spray Tips (for Type F Nozzles only)

Type	Part No.	Orifice Dia. d	Color	Pkg. Qty.	Configuration
1	SM02720	.062"	Red	5	 Material: Aluminum
2	SM02730	.086"	Blue	5	
3	SM02740	.117"	Gold	5	
4	SM02750	.160"	Silver	5	
-	SM02760	Variety Pack contains one each of above			

Adaptors (not available pre-assembled)

SwivelMax to 1/4" LocLine*		
Part No.	Pkg. Qty.	Configuration
SM02640	5	 Material: Acetal

SwivelMax to 1/4" SnapLoc**		
Part No.	Pkg. Qty.	Configuration
SM02660	5	 Material: Acetal

1/4" SnapLoc** to SwivelMax		
Part No.	Pkg. Qty.	Configuration
SM02650	5	 Material: Acetal

1/4" LocLine* to SwivelMax		
Part No.	Pkg. Qty.	Configuration
SM02630	5	 Material: Acetal

Reversing Link		
Part No.	Pkg. Qty.	Configuration
SM02620	5	 Material: Acetal




Assembly Pliers

These are a must to assemble or disassemble **SwivelMax** parts. High quality construction with lifetime warranty.



Adaptors

Use adaptors to attach LocLine* and SnapLoc** nozzles to **SwivelMax** hose and vice versa. Application examples shown above are (left to right)
SM02640 - used to attach LocLine* spray-bar to **SwivelMax** hose
SM02660 - used to attach SnapLoc** flare nozzle to **SwivelMax** hose
SM02650 - used to attach **Fixed-Flow** nozzle to SnapLoc** hose
SM02630 - used to attach **Vari-Flow** nozzle to LocLine* hose



Reversing Link

Allows bases to be used on both ends of assembled **SwivelMax** line; ideal for plumbing coolant to insert drills (not available pre-assembled).

*LOC LINE IS A TRADEMARK OF LOCKWOOD PRODUCTS INC. **SNAP LOC IS A TRADEMARK OF CEDARBURG INDUSTRIES

† DO NOT EXCEED MAXIMUM PRESSURE RATING OF MATING HOSE SYSTEM

WE RESERVE THE RIGHT TO CHANGE SPECIFICATIONS WITHOUT NOTICE OR OBLIGATION.